



# LASER LEVELS & DETECTORS

THE SMART CHOICE FOR PROFESSIONAL CONTRACTORS

2022/2023



# ABOUT US

**Kapro is a leading manufacturer and developer of innovative hand tools for the professional and DIY markets.**

**We make the industry's finest quality spirit levels, laser levels and layout & marking tools. Kapro has built a reputation as the industry's foremost innovator with over more than 100 patents worldwide, covering a comprehensive range of professional applications.**

## GLOBAL DISTRIBUTION NETWORK

Kapro is a major global player with headquarters in Kadarim, Israel and facilities in China and the USA, all wholly owned by Kapro Industries. Our partners' distribution network has created a leading market presence in over 70 countries throughout Europe, America, Asia, Australasia and Africa.

## INNOVATION & DESIGN

Kapro's R&D team has revolutionized layout & measuring tool designing giving the market some of its most ground-breaking features:

The invention of the **Plumb Site® Dual-view™** changed level design forever: the only level feature in the market providing a frontal view of the plumb vial, eliminating parallax error as well as neck and back strain due to vertical plumb jobs.

The introduction of the **Optivision® Red** feature set a whole new standard in vial visibility by creating a strong color definition around the spirit levels' bubble; the clearest, most visible vial on the market today.

In addition to these market-changing features, Kapro develops tools especially designed for different professions such as drywall installation, plumbing and electrical work.

In the laser department, our **patented strong folding legs** for angle mounting and height adjustment with anti-slip grips has made positioning easier and faster.

Kapro's impressive line of powerful Prolaser® levels with multiple combination sets offers customers a staggering array of choices.

## QUALITY

Kapro is dedicated to excellence in every aspect of development: production, distribution, sales and marketing.

We use only the highest quality materials and components; from the strongest yet lightest steel and aluminum spirit levels to the most advanced, reliable modules in laser levels.

Kapro is the only level manufacturer in the world to carry the prestigious VPA mark of quality and all our manufacturing facilities are certified compliant with ISO Standards 9001, 14001 and SA8000. All Kapro lasers and electronic products carry FDA and CE certification, comply with RoHS, WEEE and REACH regulations.

Beyond all certifications, Kapro has strict testing standards to which all our products are submitted, to insuring the highest accuracy in the market.

The Kapro brand represents high quality tools with innovative designs.

## SERVICE & VALUE

The Kapro team has a culture of service; producing high quality marketing and advertising materials, maintaining a strong web presence and above all, consistently availing ourselves to our customers and responding to their needs.

The Kapro team offers outstanding customer service and high quality, innovative products with added value.

# KAPRO TOOLS WITH VISION™

# CONTENTS

▶ GREEN - ROTARY LASERS .....	6
▶ GREEN -CROSS LASERS .....	8
▶ GREEN - 5 DOT LASERS .....	26
▶ RED - ROTARY LASERS .....	28
▶ RED -CROSS LASERS .....	30
▶ RED - 5 DOT LASERS .....	48
▶ INSPECTION TOOLS .....	50
▶ LASER DISTANCE MEASURE .....	54
▶ MISC. LASERS .....	56
▶ LASER ACCESSORIES .....	59







# 8991G PROLASER® ELECTROTA® GREEN

Self-Leveling Rota-Line

**IP65**

**WATER & DUST  
RESISTANT**

Protective Shock Absorbing Cover

Rotating Head


Laser Window

Carrying Handle



14.5cm (5.7")  
18.5cm (7.3")

Control Panel

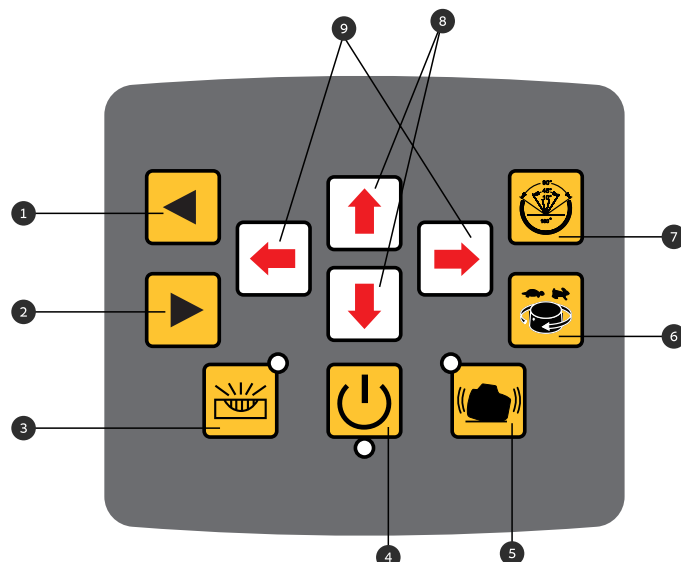


90° Mounting Thread

Tripod Thread 5/8"

## Control panel

1. Rotation left
2. Rotation right
3. Manual/Auto Self leveling disabled in manual mode)
4. Power On/Off
5. Automatic drift system
6. Rotation Speed Control
7. Direction Scanning
8. Y-AXIS
9. X-AXIS





## INDOOR OUTDOOR AND TILT MODE


- Horizontal or vertical 360° green rotating beam
- Plumb Down and Plumb Up points
- Five variable speeds (0, 60, 120, 300 & 600 rpm)
- Six scan modes create visible laser line
- IP65
- Laser range:
  - Indoor: 50m (165')
  - Outdoor with detector: 300m (980')
- Accuracy: 0.1mm/m (0.0001"/")
- Electronic self-leveling range of  $\pm 5^\circ$
- Manual leveling for marking slopes of up to  $\pm 5^\circ$  in both X and Y planes
- "Out of range" indicator
- Tripod ready: 5/8" thread downward & 90°

### Includes

- Remote control, laser detector, green BeamFinder™ glasses, rechargeable batteries, battery charger- AC/DC converter and a shockproof case

### Applications

- Laying foundations
- Wall, fence and deck construction
- Laying water and sewage lines
- Drywall, partitions and acoustic ceilings installations





## 884G Prolaser® 4D XTRA Green

Electronic 4D laser with Extra 360° Horizontal Ground Green Beam

**NEW**

**IP54**

**WATER & DUST  
RESISTANT**



Horizontal Laser  
Beam Window 360°

Forward Vertical  
Laser Beam  
Window 360°

Side Vertical Laser Beam  
Window 360°

Horizontal Laser  
Beam Window 360°



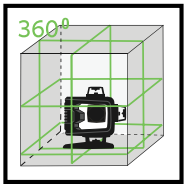
Tripod  
Thread  
1/4"



Hard carry case, 2 x rechargeable lithium-ion batteries, battery charger, Multifunctional magnetic wall bracket, green beamfinder™ glasses, elevating platform, laser target



**894-04G Detector**  
For outdoor work (sold separately)



## INDOOR OUTDOOR AND TILT MODE


- Two 360° horizontal beams
- Two 360° vertical beams
- Indoor range : 30m / 100ft
- Outdoor range: 70m / 230ft ( with detector)
- Accuracy:  $\pm 0.15\text{mm/m}$  (  $\pm 0.00015\text{in/in}$ )
- Self leveling up to 4°
- Manual mode for angular layout/ tilted marking
- Pulse Mode
- Tripod ready 1/4" & 5/8" thread

### Includes

- 2 X Rechargeable Li – Ion batteries
- Charger
- Multifunctional Magnetic Wall Bracket
- Beamfinder™ glasses
- Elevating platform
- Target
- Hard carry case

### Application

- Setting floor & wall tiles
- Drywall installation & hanging acoustic ceilings
- Framing & aligning windows & doors
- Leveling electrical outlets , plumbing & studs
- Right angle layout for floors,fences ,gates, decks, pergolas, gazebos
- Slope leveling for stairs , rails & roofs



Included  
Lithium battery

x2





## 883G PROLASER® 3D ALL-LINES - GREEN

360° Beams in Every Direction - Indoor & Outdoor Use

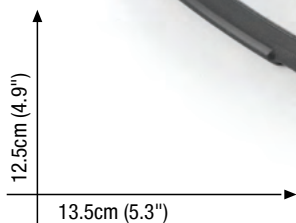
**IP65**

**WATER & DUST  
RESISTANT**

Forward Vertical Laser  
Beam Window 360°

Horizontal Laser  
Beam Window 360°

Side Vertical  
Laser Beam  
Window 360°



Tripod  
Thread 5/8"



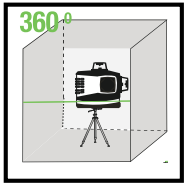
Tripod  
Thread  
1/4"



Hard carry case, multi-functional magnetic mount, laser target  
green Beamfinder™ glasses, battery charger and lithium-ion battery



**894-04G Detector**  
For outdoor work (sold separately)



## INDOOR OUTDOOR AND TILT MODE

- Three 360° green laser beams, including:
  - Horizontal
  - Side vertical
  - Forward vertical
- Laser range:
  - Indoor: 30m (100')
  - Outdoor with detector: 70m (230')
- Accuracy: 0.2mm/m (0.0002"/")
- Automatic self-leveling up to  $\pm 2.5^\circ$
- Manual mode for tilted marking
- Pulse mode
- Tripod ready: 1/4" & 5/8" thread

### Includes

- Lithium-ion battery, battery charger, green Beamfinder™ glasses, laser target, multi-functional magnetic mount and hard carry case.

### Applications

- Accurately laying out right angles for flooring, drywall installation and deck construction
- Leveling slopes (manual mode)
- Acoustic ceiling installations
- Framing and aligning windows and doors

### Options

- 883GB with softbag (no wall mount & ceiling clamp)
- 883GH with Hardcase




Lithium battery



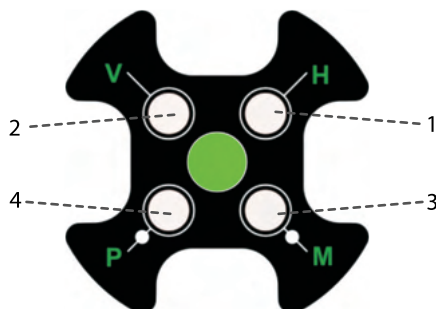


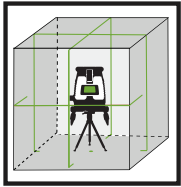
# 875G PROLASER® ALL-LINES GREEN

The Indoor/Outdoor 6 Beam Laser



**894-04G**  
**Laser Detector**  
For outdoor work (sold separately)





## INDOOR OUTDOOR AND TILT MODE

- 6 Green laser beams, including:
  - 1 Horizontal
  - 4 Vertical (with a 90° intersection on the ceiling)
  - 1 Plumb dot
- Laser range:
  - Indoor: 30m (100')
  - Outdoor with detector: 60m (200')
- Accuracy: 0.2mm/m (0.0002"/")
- Self-leveling range  $\pm 2.5^\circ$
- Manual mode for tilted marking
- Visual and audible "Out of level" warning
- Rechargeable Lithium battery
- USB connector for battery charging
- Fine adjustment knob
- Tripod ready: 5/8" thread

### Includes

- Beamfinder™ glasses, laser target, 2 rechargeable lithium batteries, USB cable and soft carry case

### Applications

- Setting floor and wall tiles
- Drywall, deck & acoustic ceiling installation
- Framing and aligning windows and doors

### Option

- With tripod & hard carry case (875GS)



**X2**

Lithium battery





# 962G PROLASER® MULTIBEAM ORBITAL LASER-GREEN

The Indoor/Outdoor Green beam laser level

**IP65**  
WATER & DUST  
RESISTANT



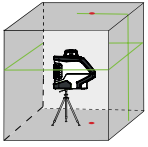
**894-04G Detector**  
For outdoor work (sold separately)



**841**  
5/8" Thread



Tripod Thread 1/4"



## INDOOR OUTDOOR AND TILT MODE

- Multibeam GREEN laser including :
  - 1x Horizontal Orbital Beam
  - 1 x Vertical Beam
  - Plumbdot up & down
- Laser range:
  - Indoor : 30m (100')
  - Outdoor with detector : 60m (200')
- Accuracy : 0.3mm/m (0.0003"/")
- Self Leveling +/- 3°
- Visual "Out of Level" warning
- Manual Mode for Angular layout
- Shock resistant rubber molded casing
- 1/4" Tripod thread

### Includes

- Multi-functional magnetic mount, batteries, hard carry case, target

### Applications

- Tiling
- Drywall & acoustic ceiling installation
- Framing and aligning windows & doors

### Option


- 962GB with soft bag & glasses
- 962GS with pouch & tripod



# 870G VHX PROLASER® VIP GREEN

The Indoor/Outdoor Shielded Cross Line Laser

**IP65**  
WATER & DUST  
RESISTANT



**894-04G**  
**Laser Detector**  
For outdoor work (sold separately)



**841**  
5/8" Thread

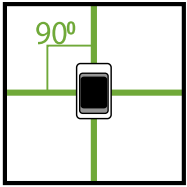
Manual Mode

Beam Selector

Pulse/ Outdoor Mode







## INDOOR OUTDOOR AND TILT MODE

### Features:

- Green horizontal and vertical cross lines at 90°
- Indoor laser range 30m (100')
- Outdoor laser range 60m (200') with detector
- Accuracy:  $\pm 0.2\text{mm/m}$  (0.0002"/")
- Self-leveling range:  $\pm 3^\circ$
- Manual mode
- Audio & visible "Out of level" warning
- Pulse mode
- Water and dust proof (IP65)
- Protective rubber over molded casing
- Tripod ready: 1/4" thread

### Includes:

- Laser target, universal wall mount (886-23), tripod adaptor for 5/8" thread (841) batteries and a soft carry bag

### Applications

- Tiling
- Deck installation and exterior layout
- Door and window installation

### Option:

- Lightweight tripod (886-28)
- Green Laser detector (894-04G)



# 873G PROLASER® GREEN VECTOR

The Indoor / Outdoor 3X Cross Line Laser

Patented




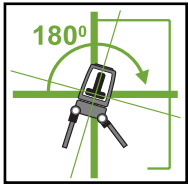
**894-04G**  
**Laser Detector**  
For outdoor work (sold separately)

Manual Mode

Beam Selector

Pulse/ Outdoor Mode





## INDOOR OUTDOOR AND TILT MODE

- 3 Green laser beams, including:
  - 1 Horizontal
  - 2 Vertical (with a 90° intersection)
- Laser range:
  - Indoor: 30m (100')
  - Outdoor with detector: 60m (200')
- Accuracy: 0.2mm/m (0.0002"/")
- Self-leveling range  $\pm 3^\circ$
- Manual mode for angular layout/ tilted marking
- Visual and audible "Out of level" warning
- Strong folding legs for angle mounting
- Impact resistant rubber casing
- Tripod ready: 1/4" thread

### Applications

- Aligning tiles, cabinets, borders, moldings and trims
- Door and window installation
- All types of DIY jobs, including hanging shelves, pictures and more

### Options

- Laser with 3.2m (10.5') pole tripod (873GS)
- Laser with wall mount (873GL)



### 873G SET (873GS)

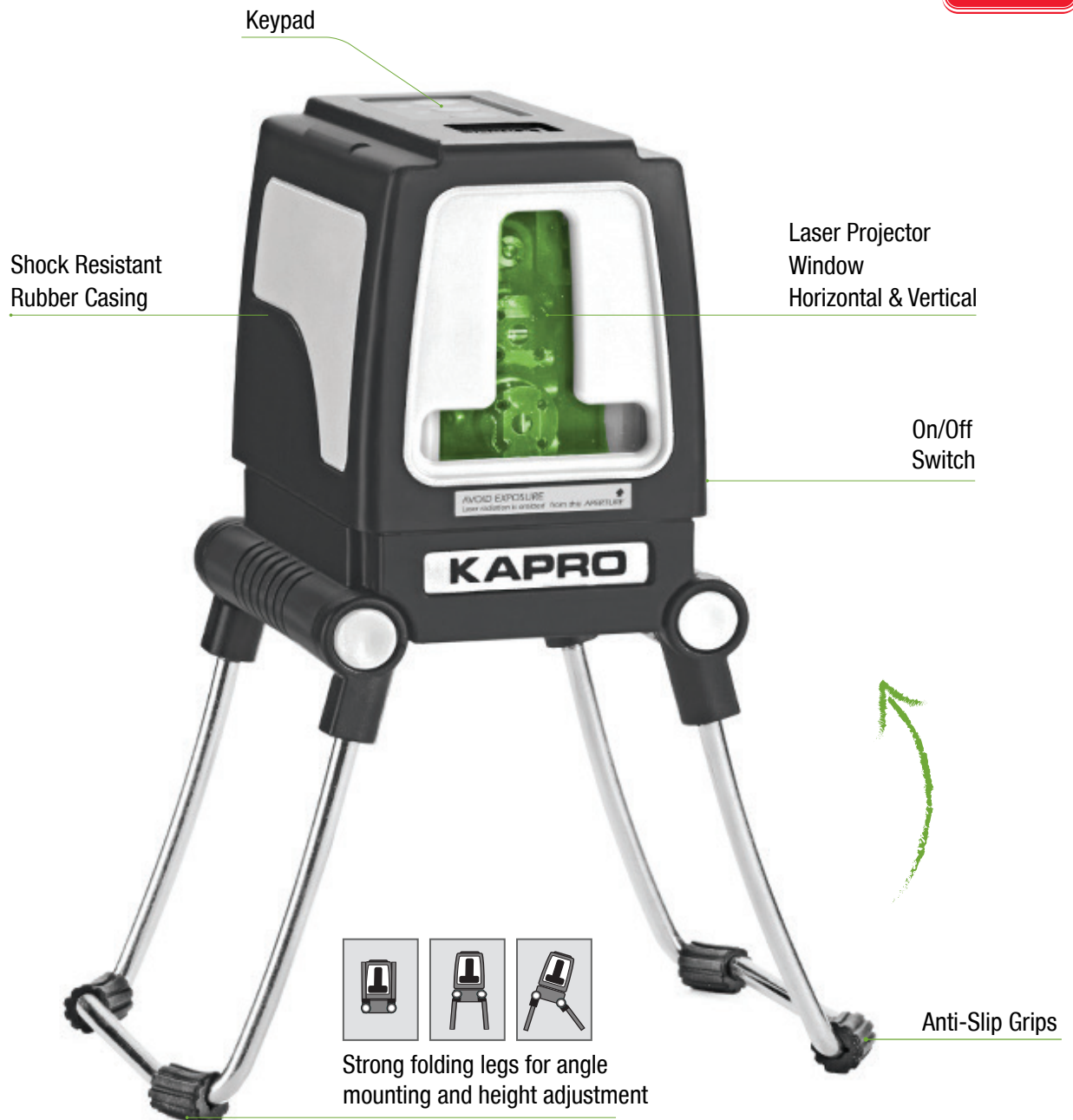
Laser with pole tripod  
up to 3.2m (10.5')



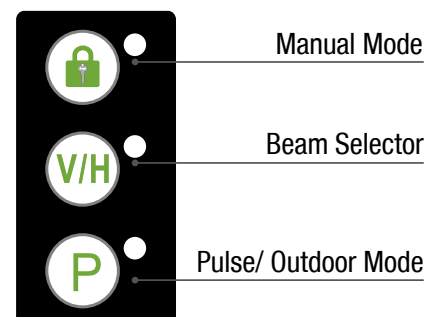
# 872G PROLASER® PLUS GREEN

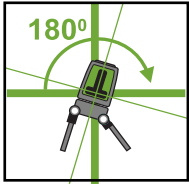
Indoor/Outdoor Free Standing Green Cross-Laser

Patented



**894-04G**  
**Laser Detector**  
For outdoor work (sold separately)





## INDOOR OUTDOOR AND TILT MODE

- Intersecting green horizontal and vertical beams at 90°
- Laser range:
  - Indoor: 30m (100')
  - Outdoor with detector: 60m (200')
- Accuracy: 0.2mm/m (0.0002"/")
- Self-leveling range  $\pm 3^\circ$
- Manual mode for angular layout/ tilted marking
- Visual and audible "Out of level" warning
- Strong folding legs for angle mounting
- Impact resistant rubber casing
- Tripod ready: 1/4" thread

### Includes

- Pouch and tripod adaptor for 5/8" thread (841)

### Applications

- Aligning tiles, cabinets, borders, moldings and trims
- Door and window installation
- All types of DIY jobs, including hanging shelves, pictures and more

### Options

- Laser with 1.3m tripod (872GS)
- Laser with wall mount (872GL)




**841**  
5/8" Thread

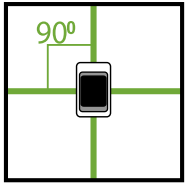
**872G SET (872GS)**  
Laser with Tripod 1.3m

# 862G PROLASER® CROSS LINE LASER

Indoor Green Cross-Line Laser







## INDOOR AND TILT MODE

- Green cross beams
- Indoor laser range: 20m (65')
- Accuracy: 0.4mm/m (0.0004"/")
- Self-leveling range  $\pm 3^\circ$
- Manual mode for angular layout/ tilted marking
- Visual "Out of level" warning
- Tripod ready: 1/4" thread
- V-groove
- Rare-earth magnets
- "Velcro" strip
- Hanging hole

### Includes

- Soft carry case

### Applications

- Tiling
- Laying cabinets
- Hanging curtains
- Many types of decorative work

### Option:

- Laser with 1.3m tripod (862GS)




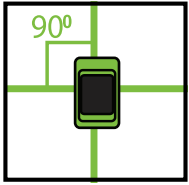
**862G SET  
(862GS)**  
Laser with tripod  
1.3m (4.2')



# 842G PROLASER® BAMBINO™

## Compact Green Cross Line Laser





## INDOOR AND TILT MODE

- Green vertical & horizontal cross beams
- Indoor laser range 15m (50')
- Accuracy: 0.4mm/m (0.0004"/")
- Self-leveling  $\pm 3^\circ$
- Manual mode
- Visible "out of level" warning
- Tripod -ready: 1/4" thread

### Fields Of Application

- Aligning shelves, pictures, curtains
- Interior design
- Aligning electrical sockets
- Door & window installation

### Advantage

- Compact, fits in your toolbox
- User friendly

### Option

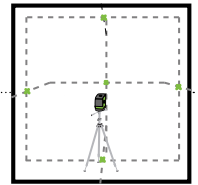
Laser with mini tripod (842GS)





# 896G PROLASER® 5-DOT

Self-leveling laser pointer



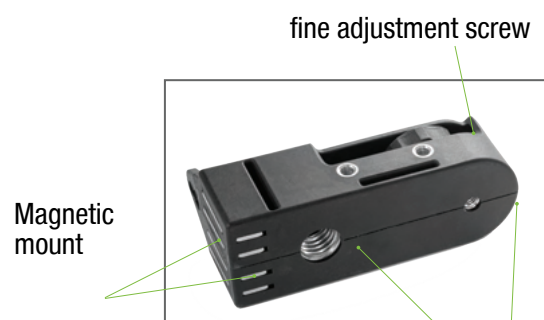
INDOOR  
OUTDOOR  
AND TILT  
MODE



- 5 highly visible green laser dots:
  - 3 level dots at 90° angles & plumb up and down
- Small cross projected at each laser dot
- Tough rubber overlay
- Laser range:
  - Indoor: 65' (20m)
  - Outdoor with detector: 165' (50m)
- Self-leveling range  $\pm 3^\circ$
- Accuracy  $\pm 4^\circ$
- 1/4" and 5/8" threads

## Includes

- Magnetic multi-functional base
- Laser target
- Soft carry case
- 2AA batteries
- "Velcro" straps



Tripod thread  
1/4" & 5/8"









# 8991 PROLASER® ELECTROTA® RED

Self-Leveling Rota-Line

**IP65**

**WATER & DUST  
RESISTANT**

Protective Shock Absorbing Cover

Rotating Head

Laser Window

Carrying Handle

14.5cm (5.7")  
18.5cm (7.3")

Control Panel

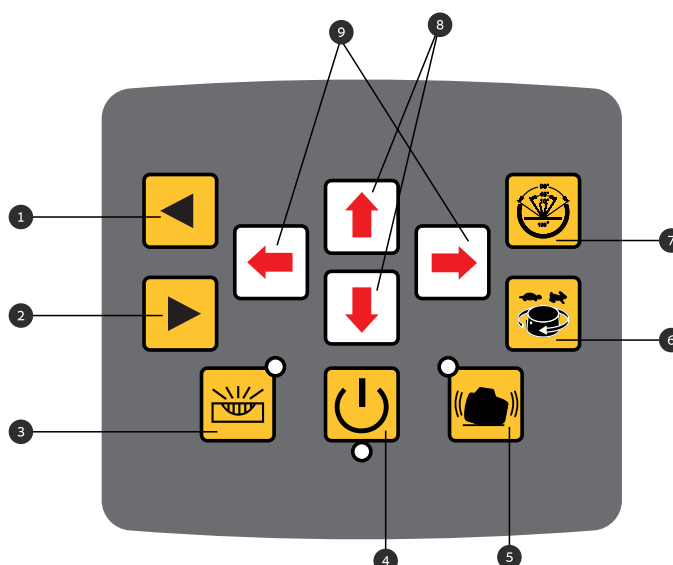


90° Mounting Thread

Tripod Thread 5/8"

## Control panel

1. Rotation left
2. Rotation right
3. Manual/Auto Self leveling disabled in manual mode)
4. Power On/Off
5. Automatic drift system
6. Rotation Speed Control
7. Direction Scanning
8. Y-AXIS
9. X-AXIS







## INDOOR OUTDOOR AND TILT MODE

- Horizontal or vertical 360° red rotating beam
- Plumb Down and Plumb Up points
- Five variable speeds (0, 60, 120, 300 & 600 rpm)
- Six scan modes create visible laser line
- IP65
- Laser range:
  - Indoor: 50m (165')
  - Outdoor with detector: 300m (980')
- Accuracy: 0.1mm/m (0.0001"/")
- Electronic self-leveling range of  $\pm 5^\circ$
- Manual leveling for marking slopes of up to  $\pm 5^\circ$  in both X and Y planes
- "Out of range" indicator
- Tripod ready: 5/8" thread downward & 90°

### Includes


- Remote control, laser detector, red BeamFinder™ glasses, rechargeable batteries, battery charger- AC/DC converter and a shockproof case

### Applications

- Laying foundations
- Wall, fence and deck construction
- Laying water and sewage lines
- Drywall, partitions and acoustic ceilings installations



Rechargeable  
Laser batteries



Laser batteries



For laser  
detector



Remote Control  
batteries



# 883N PROLASER® 3D ALL-LINES RED

360° Beams in Every Direction - Indoor & Outdoor Use

**IP65**

**WATER & DUST  
RESISTANT**



Tripod  
Thread 5/8"



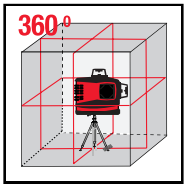
Tripod  
Thread  
1/4"



Hard carry case, multi-functional magnetic mount,  
laser target red Beamfinder™ glasses, battery charger and lithium-ion battery



**894-04 Detector**  
For outdoor work (sold separately)



## INDOOR OUTDOOR AND TILT MODE

- Three 360° red laser beams, including:
  - Horizontal
  - Side vertical
  - Forward vertical
- Laser range:
  - Indoor: 30m (100')
  - Outdoor with detector: 60m (200')
- Accuracy: 0.2mm/m (0.0002"/")
- Automatic self-leveling up to  $\pm 2.5^\circ$
- Manual mode for tilted marking
- Pulse mode
- Tripod ready: 1/4" & 5/8" thread

### Includes

- Multi-functional magnetic mount, laser target and hard carry case

### Applications

- Accurately laying out right angles for flooring, drywall installation and deck construction
- Leveling slopes (manual mode)
- Acoustic ceiling installations
- Framing and aligning windows and doors

### Options

- 883B with softbag (no wall mount & ceiling clamp)
- 883H with hard case



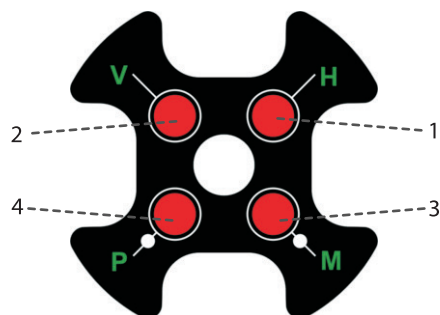
Lithium battery





# 875 PROLASER® ALL-LINES RED

The Indoor/Outdoor 6 Beam Laser



1. Horizontal Line Button
2. Vertical Lines Button
3. Manual Mode Button
4. Pulse/ Outdoor Mode

Keypad

Surface Level

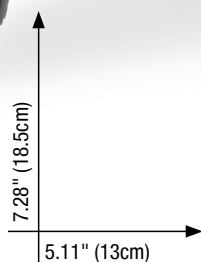
Vertical Laser Output Window X4

Horizontal Laser Output Window

Graduated Scale

Adjustable Support Legs

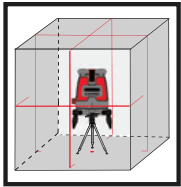
Fine Adjustment Knob



**894-04**  
**Laser Detector**  
For outdoor work (sold separately)



Tripod  
Thread 5/8"



## INDOOR OUTDOOR AND TILT MODE

- 6 Red laser beams, including:
  - 1 Horizontal
  - 4 Vertical (with a 90° intersection on the ceiling)
  - 1 Plumb dot down
- Laser range:
  - Indoor: 30m (100')
  - Outdoor with detector: 50m (165')
- Accuracy: 0.2mm/m (0.0002"/")
- Self-leveling range  $\pm 2.5^\circ$
- Manual mode for tilted marking
- Visual and audible "Out of level" warning
- Rechargeable Lithium battery
- USB connector for battery charging
- Fine adjustment knob
- Tripod ready: 5/8" thread

### Includes

- Beamfinder™ glasses, laser target, rechargeable lithium battery, USB cable and soft carry case

### Applications

- Setting floor and wall tiles
- Drywall, deck & acoustic ceiling installation
- Framing and aligning windows and doors

### Option

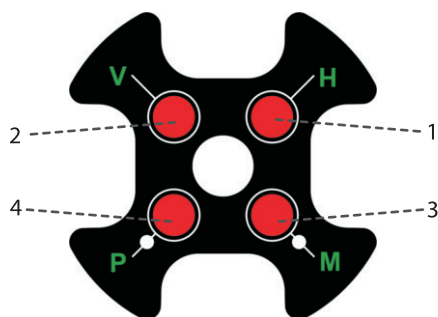
- With tripod & hard carry case (875S)



**875 SET (875S)**

# 875 HYBRID PROLASER® ALL-LINES

The Indoor/Outdoor 6 beam Laser - Dual Colour Beams



1. Horizontal Line Button
2. Vertical Lines Button
3. Manual Mode Button
4. Pulse/ Outdoor Mode

Surface Level

Keypad

Vertical Laser Output Window X4

Horizontal Laser Output Window

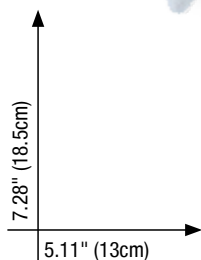
Gradated Scale

Adjustable Support Legs

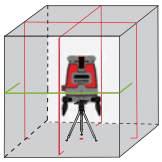


Tripod Thread 5/8"

Fine Adjustment Knob







## INDOOR OUTDOOR AND TILT MODE

- 6 laser beams, including:
  - 1 **Green** Horizontal
  - 4 **Red** Vertical (with a 90° intersection on the ceiling)
  - 1 Plumb dot
- Laser range:
  - Indoor: 30m (100')
  - Outdoor with detector: **50m (165')** - **60m (200')**
- Accuracy: 0.0002"/" (0.2mm/m)
- Self-leveling range  $\pm 3^\circ$
- Manual mode for tilted marking
- Visual and audible "Out of level" warning
- Rechargeable lithium battery
- USB connector for battery charging
- Fine adjustment knob
- Tripod ready: 5/8" thread

### Includes

- Beamfinder™ glasses, laser target, rechargeable lithium battery and soft carry case

### Applications

- Setting floor and wall tiles
- Drywall, deck & acoustic ceiling installation
- Framing and aligning windows and doors



Lithium battery



# 962 PROLASER® MULTIBEAM ORBITAL LASER-RED

The Indoor/Outdoor Red beam laser level

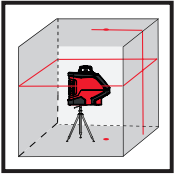
**IP65**  
WATER & DUST  
RESISTANT



**841**  
5/8" Thread



**894-04 Detector**  
For outdoor work (sold separately)



## INDOOR OUTDOOR AND TILT MODE

- Multibeam RED laser including :
  - 1x Horizontal Orbital Beam
  - 1 x Vertical Beam
  - Plumbdot up & down
- Laser range:
  - Indoor : 30m (100')
  - Outdoor with detector : 50m (165')
- Accuracy : 0.3mm/m (0.0003"/")
- Self Leveling +/- 3°
- Visual "Out of Level" warning
- Manual Mode for Angular layout
- Shock resistant rubber molded casing
- 1/4" Tripod thread

### Includes

- Multi-functional magnetic mount, batteries, hard carry case, target

### Applications

- Tiling
- Drywall & acoustic ceiling installation
- Framing and aligning windows & doors

### Option

- 962B with soft bag & glasses
- 962S with pouch & tripod






# 870 VHX PROLASER® VIP RED

The Indoor/Outdoor Shielded Cross Line Laser

Manual Mode

Beam Selector

Pulse/ Outdoor Mode




Keypad

**IP65**  
WATER & DUST  
RESISTANT

Shock Resistant  
Rubber Casing

Laser Projector  
Window  
Horizontal & Vertical



Tripod  
Thread  
1/4"

9cm (3.54")  
10cm (4.15")

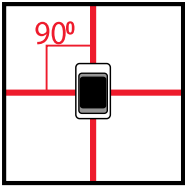


On/Off Switch

**841**  
5/8" Thread



**894-04**  
**Laser Detector**  
For outdoor work (sold separately)



## INDOOR OUTDOOR AND TILT MODE

- Red horizontal and vertical cross lines at 90°
- Indoor laser range 30m (100')
- Outdoor laser range 50m (165') with detector
- Accuracy:  $\pm 0.2\text{mm/m}$  (0.0002"/")
- Self-leveling range:  $\pm 3^\circ$
- Manual mode
- Audio & visible "Out of level" warning
- Pulse mode
- Water and dust proof (IP65)
- Protective rubber over molded casing
- Tripod ready: 1/4" thread

### Includes

- Laser target, universal wall mount (886-23), tripod adaptor for 5/8" thread (841) batteries and a soft carry bag

### Applications

- Tiling
- Deck installation and exterior layout
- Door and window installation

### Option

- Lightweight tripod (886-28)
- Red Laser detector (894-04)



# 873 PROLASER® RED VECTOR

The Indoor / Outdoor 3X Cross Line Laser

Patented

Keypad

Manual Mode

Beam Selector

Pulse/ Outdoor Mode

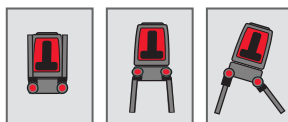
Vertical Window-2

Vertical Window-1

Horizontal Window

Tripod  
Thread  
1/4"

Anti-Slip Grips

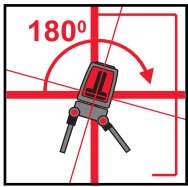


Strong folding legs for angle  
mounting and height adjustment



**894-04**  
**Laser Detector**  
For outdoor work (sold separately)





## INDOOR OUTDOOR AND TILT MODE

- 3 Red laser beams, including:
  - 1 Horizontal
  - 2 Vertical (with a 90° intersection)
- Laser range:
  - Indoor: 30m (100')
  - Outdoor with detector: 50m (165')
- Accuracy: 0.2mm/m (0.0002"/")
- Self-leveling range  $\pm 3^\circ$
- Manual mode for angular layout/ tilted marking
- Visual and audible "Out of level" warning
- Strong folding legs for angle mounting
- Impact resistant rubber casing
- Tripod ready: 1/4" thread

### Applications

- Aligning tiles, cabinets, borders, moldings and trims
- Door and window installation
- All types of DIY jobs, including hanging shelves, pictures and more

### Options

- Laser with 3.2m (10.5') pole tripod (873S)
- Laser with wall mount (873L)



### 873 SET (873S)

Laser with pole tripod  
up to 3.2m (10.5')

# 872 PROLASER® PLUS RED

Indoor/Outdoor Free Standing Red Cross-Beam Laser

Patented



Manual Mode

Beam Selector

Pulse/ Outdoor Mode

Keypad

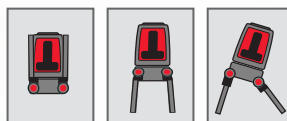
Shock Resistant  
Rubber Casing

Laser Projector  
Window  
Horizontal & Vertical

On/Off  
Switch



Tripod  
Thread  
1/4"

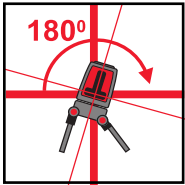


Strong folding legs for angle  
mounting and height adjustment

Anti-Slip Grips



**894-04**  
**Laser Detector**  
For outdoor work (sold separately)



## INDOOR OUTDOOR AND TILT MODE

- Intersecting red horizontal and vertical beams at 90°
- Laser range:
  - Indoor: 30m (100')
  - Outdoor with detector: 50m (165')
- Accuracy: 0.2mm/m (0.0002"/")
- Self-leveling range  $\pm 3^\circ$
- Manual mode for angular layout/ tilted marking
- Visual and audible "Out of level" warning
- Strong folding legs for angle mounting
- Impact resistant rubber casing
- Tripod ready: 1/4" thread

### Includes

- Pouch and tripod adaptor for 5/8" thread (841)

### Applications

- Aligning tiles, cabinets, borders, moldings and trims
- Deck installation and exterior layout
- Door and window installation
- All types of DIY jobs, including hanging shelves, pictures and more

### Options

- Laser with 1.3m tripod (872S)
- Laser with wall mount (872L)



**872 SET (872S)**  
Laser with Tripod 1.3m



**872L**  
Laser with wall mount




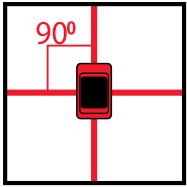
**841**  
5/8" Thread



# 862 PROLASER® CROSS LINE LASER

Indoor Red Cross-Line Laser





## INDOOR AND TILT MODE

- Red vertical, horizontal and cross beams
- Indoor laser range: 20m (65')
- Accuracy: 0.2mm/m (0.0002"/")
- Self-leveling range  $\pm 3^\circ$
- Manual mode for angular layout/ tilted marking
- Visual "Out of level" warning
- Tripod ready: 1/4" thread
- V-groove
- Rare-earth magnets
- "Velcro" strip
- Hanging hole

### Includes

- Soft carry case

### Applications

- Tiling
- Laying cabinets
- Hanging curtains
- Many types of decorative work

### Option:

Laser with tripod 1.3m (862S)



### 862 SET (862S)

Laser with tripod  
1.3m (4.2')

# 842 PROLASER® BAMBINO™

## Compact Red Cross Line Laser

Operation LED Indicator

Manual Mode Button

Laser Output Window

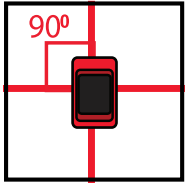
On/Off Pendulum Lock Switch

7.6 cm (3") X 6.5 cm (2.6")  
5cm (2")

Tripod Thread 1/4"







## INDOOR AND TILT MODE

- Red vertical & horizontal cross beams
- Indoor laser range 15m (50')
- Accuracy 0.4mm/m (0.0004"/")
- Self-leveling  $\pm 3^\circ$
- Manual mode
- Visible "out of level" warning
- Tripod ready: 1/4" thread

### Fields Of Application

- Aligning shelves, pictures, curtains
- Interior design
- Aligning electrical sockets

### Advantage

- Compact, fits in your toolbox
- User friendly

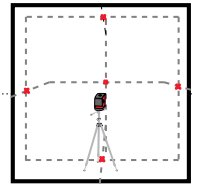
### Option

Laser with mini tripod (842S)



# 896 PROLASER® 5-DOT

Self-leveling laser pointer



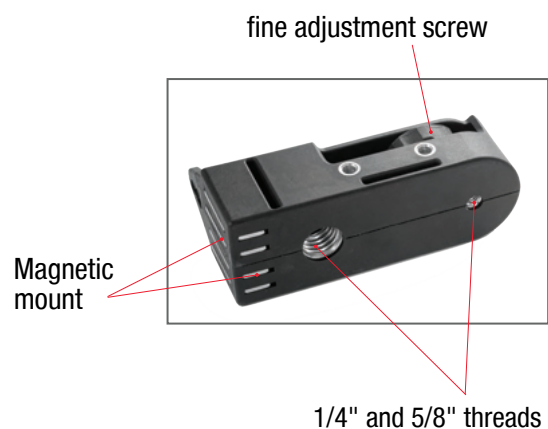
INDOOR  
OUTDOOR  
AND TILT  
MODE



- 5 highly visible red laser dots:
  - 3 level dots at 90° angles & plumb up and down
- Small cross projected at each laser dot
- Tough rubber overlay
- Laser range:
  - Indoor: 65' (20m)
  - Outdoor with detector: 165' (50m)
- Self-leveling range  $\pm 3^\circ$
- Accuracy  $\pm 4^\circ$
- 1/4" and 5/8" threads

## Includes

- Magnetic multi-functional base
- Laser target
- Soft carry case
- 2AA batteries
- "Velcro" straps









# 397 DEEP VISION™ BORESCOPE

Portable & multi-functional digital video Borescope



INSPECTION  
T O O L



3.5" true color LCD Screen display

Power Button

Built in 3.7V Lithium battery

100cm cable



- 8.5mm diameter camera with high protection against dust & water (IP67 RATING)
- Shockproof bi-material casing
- Working Temperature: 0°C - 45°C - / 32°F - 113°F
- 3.5" true color
- 0.3 million pixel camera  
LCD Screen display Resolution 320 x 240 pixels
- Zoom x4
- Built in memory card
- 360° LCD image rotation
- Independent light on front
- 100cm cable
- Built in 3.7V Lithium battery

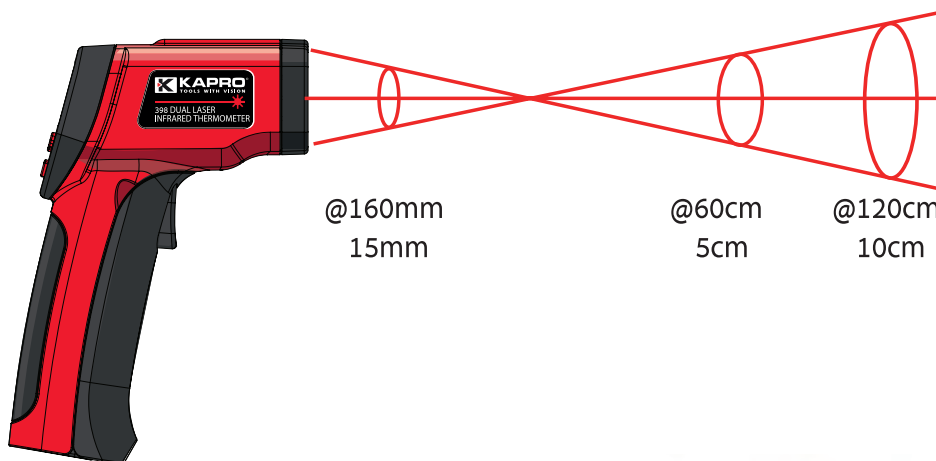


**398 THERMOSCAN™**

Dual laser infrared thermometer

**INSPECTION  
T O O L**

Power Button



- Dual Laser for accurate target
- Temp measurement range: -50°C to 650°C / -58°F to 1202°F
- Emissivity : Adjustable 0.10 ~ 1.0
- Optical resolution : 12:1 Distance to spot size ratio
- Memory Function – up to 20 readings
- Adjustable High/Low set points with audible alarm alerts
- Lock Function for continuous reading
- Temperature readings in °C or °F
- Auto Power off
- 9V Battery – included



# 399 THERMO-VISION™

Infrared Thermal Imager

NEW

IP54

INSPECTION  
T O O L



2.8" TFT display & 160x120  
Infrared image resolution

Power Button

USB Port for charging  
and data transfer



- Visible image resolution: 0.3 MP
- Represents temperature distribution as visible image in real time
- Temp .Measurement range:  
- 20°C to 450°C (-4°F to 842°F)
- Selectable color palette – up to 5 options - each palette is a gradient of colors
- Switchable highest and lowest temperature cursors
- Built in rechargeable 18650 Lithium batteries





## 379 MOISTURE METER

Protective  
removable cap



Detector pins



- Moisture meter for wood or building material
- Temperature sensor for gauging objects Hotness or coldness
- 8 Calibration scales according to wood material
- Hold function to freeze measurement
- Celsius / fahrenheit conversion button
- Ergonomic rubber side for gripping
- Automatic power off operation
- Low battery indicator



INSPECTION  
T O O L



## 389 MULTISCANNER STUD FINDER

Electronic Cable, Metal & Stud Sensor



- Electronic sensors detect:
  - Live AC wires
  - Metal, studs
  - Wood
- Detection depth:
  - Live wires & metal: 50mm (2")
  - Metal pipes 38mm (1 1/2")
  - Wood 18mm (3/4")
- Detection buzzer
- Automatic scan

INSPECTION  
T O O L



# 377 KAPROMETER™ K7

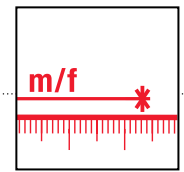
With Beamfinder™ Flip Cover

**INCLINOMETER**

**Bluetooth**



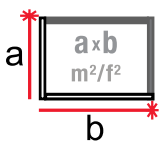
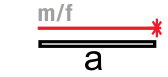
12cm (4.7") x 5.5cm (2.1")  
3cm (1.18")



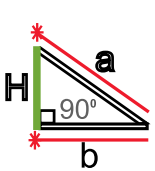
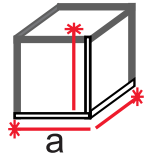
**RANGE**

**UP TO 100m**

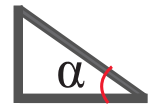
**328 ft**



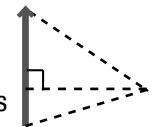
**a x b x c m³/f³**



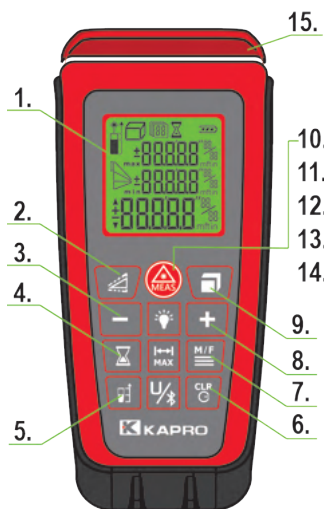
**a, b → H m/f**



Double  
Pythagoras



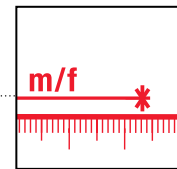
- Measuring range: up to 100m (328')
- Accuracy: ±1.5mm
- BeamFinder™ flip cover helps you to clearly locate the laser dot on the intended target surface and protects the keypad
- Measures the shortest distance to target with Dynamic (continuous) measuring
- Measures area, volume, Pythagoras
- Choice of 3 reference points
- Integrated inclinometer
- Bluetooth communication and friendly free application
- Advanced memory function
- Impact-resistant rubber over-mold
- Tripod-ready: 1/4" thread
- Battery indicator



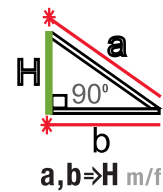
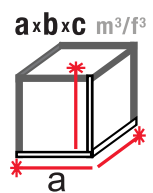
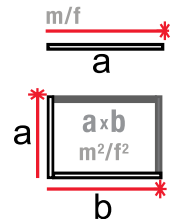
1. LCD Display
2. Indirect Measurement I, II & III
3. Subtraction
4. Timer
5. Reference point
6. Clear / Power
7. Memory Record/ Recall
8. Addition
9. Area / Volume
10. Measure
11. Backlight
12. Dynamic Measuring
13. Units
14. Bluetooth
15. Beamfinder™ Flip cover

# 363 KAPROMETER™ K-3

With Beamfinder™ Flip Cover



**RANGE**  
UP TO **30m**  
**100 ft**



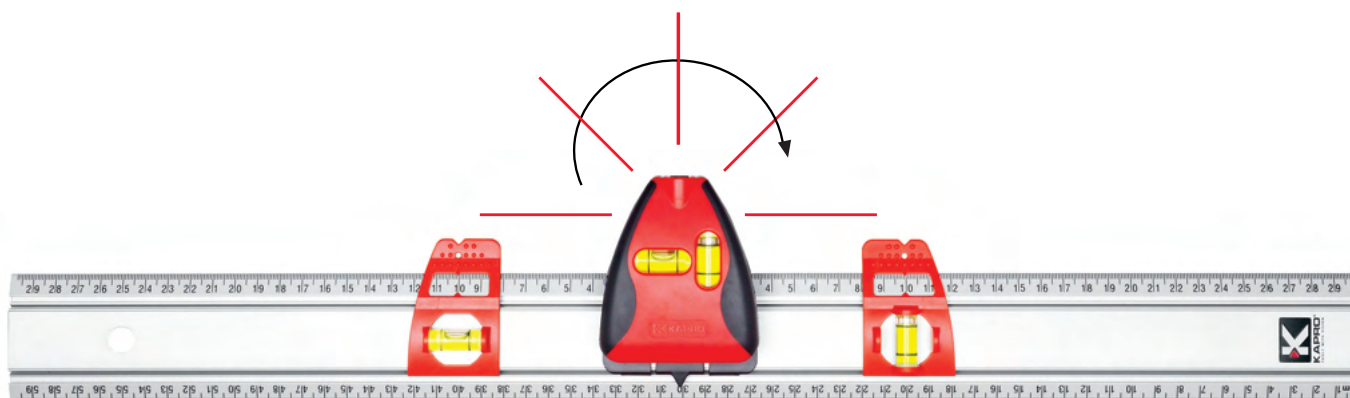
- Accuracy:  $\pm 2\text{mm}$
- Measuring Range up to 30m (100')
- BeamFinder™ flip cover offers higher visibility and keypad protection
- Measures: area, volume & pythagorean
- The shortest distance to target with Dynamic (continuous) measuring
- Choice of 2 reference points
- Choice of 5 measuring units
- Backlit LCD display
- Impact-resistant rubber over-mold
- Battery indicator





## 814 PROLASER® SET-A-SHELF™

Set & Match® with Laser Line



- Highly visible laser beam:
  - Horizontal, vertical or a 45° beam
- 2 cylindrical vials: vertical and horizontal
- Laser range: up to 6m (20')
- "Click-in-place" lock
- "Slide-and-lock" level markers
- Integrated magnetic stud finder

### Applications

- Hanging shelves, pictures and mirrors
- Aligning tiles, decorative layouts and patterns



## 810 PROLASER® NAIL GRIPPER™



Line Laser with Nail and Screw Grip

- Highly visible laser beam
- 2 Cylindrical vials: vertical and horizontal
- Laser range: 6m (20')
- Patented rubber grip holds any size nail or screw
- Pressure-activated power switch
- Magnetic wristband included for holding nails and screws



### Applications

- Hanging shelves, pictures and mirrors
- Aligning panels, tiles and wall coverings



## 893 T-LASER™

### Clip-On Marking Laser

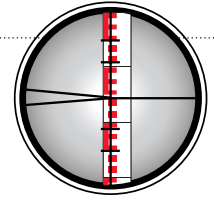
- 90° Highly visible laser beam
- Indoor laser range: 3m (10')
- Spring grip slides onto edge of standard boards (1/4" - 5/8") 6.4mm - 15.9mm
- Manual on/off switch
- Pressure-activated power switch
- Bi-material molded case with rubber overlay
- Handy belt clip

#### Applications

- For use with drywall, plywood and composition board
- Projects a 90° laser beam for free-form cutting



# 830 AUTOMATIC OPTICAL LEVEL



**zoom x32**

Zoom Adjustment Knob

Viewing Lens

Bull's Eye Surface Level

Fine Tuning Adjustment Knob

Angle Estimation Disc Ruler



- Telescopic zoom X32
- Working range of up to 120m
- Accuracy 1.6mm/30m
- 360° adjustable rotation feature
- Built-in lock to protect mechanism
- Tripod ready: 5/8" thread

## Includes

- Optical level, plumb bob, allen key, directional pin and hard case

## Applications

- Leveling foundations
- Pipe laying
- Road construction

## Options

- Large tripod and surveyors measuring stick (4m)





## 840G

### Beamfinder™ Glasses

Enhances visibility of laser beam



## 840

### Beamfinder™ Glasses


Enhances visibility of laser beam



## 845

### Red Laser Target


- Magnetic
- Special reflective surface
- Graduated target (in/cm)



## 845G

### Green Laser Target

- Magnetic
- Special reflective surface
- Graduated target (in/cm)



## 894-04G

### Green Laser Beam Detector

For use with Pulse enabled laser tools for extended ranges



## 894-04

### Red Laser Beam Detector

For use with Pulse enabled laser tools for extended ranges



## 886-20


### Laser Angle Mount

Accurate indication of inclined angle



## 886-23

### Universal Magnetic Wall Mount



## 886-08

### Mini Tripod

- Mini Tripod with flexible adjustable legs
- Height: 8.26" (21cm)



## 886-24

### Multi-Functional adjustable Magnetic Mount Ceiling Clamp



## 886-19

### Lightweight Adjustable Laser Tripod

- Adjustable legs
- Up to: 60" (150cm)
- Thread 1/4"
- Carrying handle

## 886-48/28

### Tripod for Laser Level



886-48

- Professional tripod – up to 91.3" (2.32 meters), with scale and vial
- 5/8" thread



886-28

- Lightweight tripod – up to 47" (1.50 meter)
- 5/8" thread
- Alignment vial

## 886-58

### Pole with Tripod



- Telescoping pole with locking sections
- 3.2 meters (10.5') maximum height
- Strong lightweight tripod stand with surface level
- Adjustable laser mount with 1/4" UNC thread

## 886-25 BRACKET



## 841 TRIPOD ADAPTOR

- Converts tripod thread from 1/4" UNC to 5/8" UNC



## 886-30

### Extendable Pole for Laser Level



- Self-clamping between floor and ceiling
- 3.2 meters (10ft) maximum height
- Includes adjustable laser mount with 5/8" UNC thread

		Beams	Accuracy	Self levelling range	Range	IP Rating	Pulse mode
	<b>8991 PROLASER® SELF-LEVELING ROTA-LINE</b>	1H / 1V + Plumb	±0.0001"/" (0.1mm/m)	±5° (electronic)	980ft (300m)	<b>65</b>	Yes
	<b>883 PROLASER® 3D ALL-LINES</b>	1H + 2V	0.0002"/" (0.2 mm/m)	±3°	230' (70m)	<b>65</b>	Yes
	<b>884G Prolaser® 4D XTRA Green</b>	2H + 2V	±0.00015"/" (±0.15mm/m)	±4°	230' (70m)	54	Yes
	<b>875 PROLASER® ALL-LINES</b>	1H + 4V + Plumb	0.0002"/" (0.2 mm/m)	±2.5°	200' (60m)	54	Yes
	<b>962 PROLASER® MULTIBEAM ORBITAL LASER</b>	1H / 1V + Plumb	0.0003"/" (0.3 mm/m)	±3°	200' (60m)	<b>65</b>	N/A
	<b>870 VHX PROLASER® VIP</b>	1H + 1V	0.0002"/" (0.2 mm/m)	±3°	165' (50m)	<b>65</b>	Yes
	<b>873 PROLASER® VECTOR</b>	1H + 2V	0.0002"/" (0.2 mm/m)	±3°	165' (50m)	54	Yes
	<b>872 PROLASER® PLUS</b>	1H + 1V	0.0002"/" (0.2 mm/m)	±3°	165' (50m)	54	Yes
	<b>862 PROLASER® CROSS LINE LASER</b>	1H + 1V	0.0002"/" (0.2 mm/m)	±3°	65' (20m)	54	N/A
	<b>842 PROLASER® BAMBINO</b>	1H + 1V	0.0004"/" (0.4 mm/m)	±3°	50' (15m)	54	N/A
	<b>896 PROLASER® 5-DOT</b>	5 Dots	0.0004"/" (0.4 mm/m)	±3°	100' (30m)	54	N/A



